

Align on Your Participatory Approach

ALIGN ON YOUR PARTICIPATORY APPROACH
METHOD WORKSHEET

Participatory design means collaborating with those closest to a problem to create a collective solution. Use this tool to determine who you might want to bring into your design process as a co-creator, and what the most appropriate mode is for that participation.

How to Use It

Complete this activity with teammates and project stakeholders to align on what approach will work best for your project.

Block about 30 minutes to complete this together.

What Next?

After you've selected your approach, begin thinking through what actions you'll take to center community members throughout your project.

Take a look at the [Power Mapping \(link!\)](#) tool for some helpful considerations.

Align on Your Participatory Approach

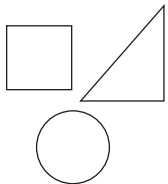
ALIGN ON YOUR PARTICIPATORY APPROACH
METHOD WORKSHEET

STEP 01

Review your project brief. Who do you and your team need to speak to? When and how often might you need to speak with them?

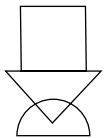
With those questions in mind, select the archetype(s) of co-designers you'd like to collaborate with.

HINT: There might be more than one type of archetype you might be working with.



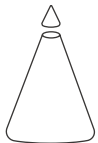
Community Members

People who are directly served & impacted by the programs, products, services, or systems we are designing.



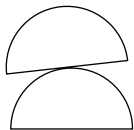
Proxies & Providers

People who work in community-based organizations or are leaders that represent the communities.



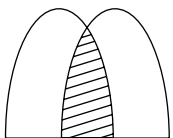
Academics & Field Leaders

People who have content expertise and/or leadership experience in field we are working in.



Funders & Other Partners

Collaborators at CBOs, NGOs, philanthropies, etc, who are involved in the work as delivery or investment partners.



Other Design Partners

People who have design, research, or expertise in other practices that our team may benefit from.

Align on Your Participatory Approach

ALIGN ON YOUR PARTICIPATORY APPROACH
METHOD WORKSHEET

STEP 02

Now that you've decided on who to collaborate with, determine your participatory approach.
Think about:

- What would be the value of one approach over another?
- Which approach seems most aligned with the project goals and constraints?
- When might the work benefit most from collaboration?

We may consult people in discrete moments

We might run workshops and design critiques

We might work with a co-design council or cohort

We might build the design capacity of a community

Human-Centered

Those who are impacted by the solution are consulted to inform or inspire the final output.

Designed by designers, for individuals.

Participatory

Designers invite active participation and engagement from the end user in generative moments of making.

Designed by designers, for community

Co-Design

Those who will benefit, deliver or have the power to influence the solution create the design solution at each stage of the project progression.

Designed with community, for community

Community-Led

The manifestation of solutions are led and determined by people who serve to benefit.

Designed by community, for community

From top to bottom, participants have greater input and decision-making power

Align on Your Participatory Approach

ALIGN ON YOUR PARTICIPATORY APPROACH
METHOD WORKSHEET

STEP 03

Use the following madlib to capture the key takeaways from the previous worksheets and a commitment to keeping your team moving forward towards the goals you outline.

For our design project we plan to work with _____
Insert participatory archetypes

The participatory approach that seems most aligned with our project goals and constraints is

Insert participatory approach

We are looking for participants who will be available to work with the team for _____
Time commitment

and they will be responsible for _____
Participant's role

After the project ends, participants will _____
Participant's role post project